

Pellet Scanner (PS25C)

With the OCS Pellet Scanner (PS25C), highly transparent and opaque pellets can be analysed on a vibration plate using a colour matrix camera. The system detects impurities that show a colour deviation from the product. An additional feature of the PS25C is a multi-track flap system (optional), which sorts out the contaminated pellets. Further advantages are the data transfer of the real-time results to the production and process control as well as the subsequent evaluation of the sorted-out pellets by further analysis systems.

Testable Raw Materials

- Highly transparent pellets
- Opaque pellets

Features

- High-performance 3CMOS colour matrix camera
- Smallest detectable contamination size: 10 µm
- Throughput rate of up to 25 kg/h depending on pellet properties
- Visualisation of the real-time results
- Multi-track flap system for sorting out contaminated pellets

Compatible with

- OCS Colour Measurement (CM3)
- OCS Pellet Size and Shape Distribution Measurement (PSSD)
- OCS Pellet Transport System (PTS)

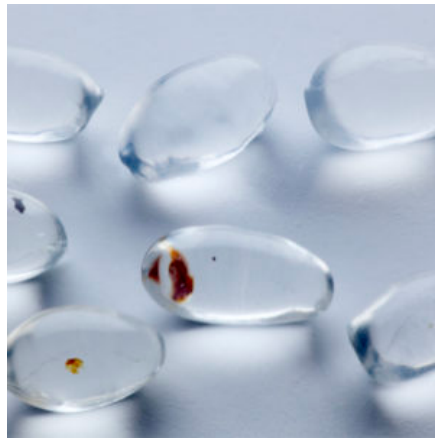
Sales Team



T +49 2302 95622-0
F +49 2302 95622-33
info@ocsgmbh.com
www.ocsgmbh.com


Address

OCS Optical Control Systems GmbH
Wullener Feld 24
58454 Witten
Germany




Technical Details


Camera	3CMOS colour matrix camera
Resolution	10, 20, 30, 40, 50, 60, 100 µm
Lighting	High-power LED with white light spectrum (optional: UV spectrum)
Communication protocol	MODBUS (RTU, TCP/IP), PROFIBUS, PROFINET, OPC (Server/Client), CSV file, customer-specific



More Product Pictures



Similar Products



Pellet Analysing System (PA66)

The modular OCS Pellet Analysing System (PA66) consists of the following components: The Pellet Scanner (PS25C) detects impurities that show a colour deviation from the product The Pellet Size and Shape Distribution Measurement (PSSD) classifies pellets (oversize and undersize, abrasion, agglomerates, etc.) according to their morphological properties The Colour Measurement (CM3) measures relevant colour values (Yellowness Index , Whiteness Index , CIE L*a*b* , etc.) based on the recorded colour spectrum (optional) A further advantage is the data transfer of real-time results to the production and process control. [vc_column width="1/2"] Testable Raw Materials Highly transparent pellets Opaque pellets Includes OCS ... [read more on our Website]

Pellet Size & Shape Distribution Measurement (PSSD)

With the OCS Pellet Size and Shape Distribution System (PSSD), all types of pellets can be analysed in free fall using a line scan camera. The system classifies pellets (over- and undersize, abrasion, agglomerates, etc.) according to their morphological properties. Further special features of the PSSD are the monitoring of the pelleting system (degree of abrasion of the cutters), the determination of the pellet weight (with optional weighing system) and the data transfer of the real-time results to the production and process control. [vc_column width="1/2"] Testable Raw Materials All types of pellets [vc_column width="1/2"] Features High-speed CMOS line scan ... [read more on our Website]

Colour Measurement (CM3)

With the OCS Colour Measurement (CM3) all types of pellets can be analysed by means of a colour spectrometer in a measuring channel with an inspection glass. The CM3 is usually connected upstream of the Pellet Scanner (PS25C). This scanner determines relevant colour values (Yellowness Index , Whiteness Index , CIE L*a*b* , etc.) based on the recorded colour spectrum. [vc_column width="1/2"] Testable Raw Materials All types of pellets Features Visualisation of real-time results (by means of Pellet Scanner PS25C) [vc_column width="1/2"] Compatible with OCS Pellet Scanner (PS25C) OCS Pellet Analysing System (PA66) ... [read more on our Website]



Pellet Scanner (PS800C)

With the OCS Pellet Scanner (PS800C), highly transparent and opaque pellets can be analysed in free fall using two separate colour line scan cameras (inspection of the front and back of the pellet stream). The system detects impurities that show a colour deviation from the product. An additional feature of the PS800C is a multi-track flap system that sorts out the contaminated pellets. The masterbatch concentration can also be determined. Further advantages are the data transfer of real-time results to the production and process control as well as product improvement through the sorting out of contaminated pellets. [vc_column width="1/2"] ... [read more on our Website]



Pellet Scanner (PS200C)

The OCS Pellet Scanner (PS200C) can analyse opaque pellets on a rotating plate using of a colour matrix camera. The system detects impurities that show a colour deviation from the product. An additional feature of the PS200C is a multi-track flap system that sorts out the contaminated pellets. Further advantages are the data transfer of real-time results to the production and process control as well as product improvement through the sorting out of contaminated pellets. [vc_column width="1/2"] Testable Raw Materials Opaque pellets [vc_column width="1/2"] Features High-performance 3CMOS colour matrix camera Smallest detectable contamination size: 55 µm Throughput rate of ... [read more on our Website]

Pellet Transport System (PTS)

The OCS Pellet Transport System (PTS) is a control system that ensures the continuous and automatic transport of plastic granules (pellets) between production lines and measuring systems. The pellets from the production line are removed by pneumatic samplers. The samples are transported through special conveyor pipes, distributed and fed to the corresponding measuring system. This ensures a gentle transport of the pellets to avoid dust and streamers. Features Individual and fully automated transport system for supplying the measuring systems Enables timely readjustment in case of parameter variations (minimisation of scrap) Simple operation via touch panel with optical and ... [read more on our Website]

X-Ray Pellet Scanner (XP7)

The new OCS XP7 X-Ray Pellet Scanner detects metal defects in highly transparent and opaque pellets, which improves the polymer and product quality. The innovative X-ray technology in the measuring system of the XP7 analyses images of the pellet stream in real time. Due to the different absorption of the X-rays in the metal and in the polymer, the embedded metal particles can be detected from a size of 50 µm. Contaminated pellets are sorted out by a multi-track air nozzle system. [vc_column width="1/2"] Testable Raw Materials Highly transparent pellets Opaque pellets [vc_column width="1/2"] Features High-resolution X-ray image Smallest ... [read more on our Website]

Images, drawings and data are non-binding and subject to modification without prior notice. © 2025. All rights reserved - OCS Optical Control Systems GmbH | Wullener Feld 24 | 58454 Witten, Germany